


# MODIFICATION LINCOLN II


## SSB/S meter/RX Audio

LINCOLN II components side




**PART 1**

Replace R122 from 82Ω to 150Ω



**PART 2**

Solder a resistor of 68KΩ between U1D pin 14 and the anode of D40




U1D pin 14

Delete R252


**PART 3**

Delete R205 100KΩ and solder a strap



Replace C136 from 10nF to 0,1μF

Delete C262



Replace R179 from 47KΩ to 22KΩ

Replace R206 from 27KΩ to 10KΩ